

# M/W International, Inc.

"The *original* Movable Wall Company "

## GSA Product Catalog and Price List

Effective October 1, 2015

1. **Awarded Item Numbers:**  
All items in the price list are special items number SIN 711-1, 711-13
2. **Lowest Priced Item:**  
Base Trim
3. **Maximum Order:**  
\$2000,00 (net after discount).
4. **Minimum Order:**  
\$2,000 List orders will be accepted at full list price, with no discount.
5. **Geographic Coverage:** (delivery area) contiguous United States Only.
6. **Production Point:** U.S.A. 100%
7. **Total List**                      **Discount**  
\$2000 to \$100,000                = 57%  
\$100,001 to \$500,000         = 60%  
\$500,001 and up                 = 65%
8. **Payment Terms:** As a certified small business, net 30 days.  
prompt payment, NIC,
9. **Government purchase cards:** accepted.  
Government Commercial Credit Card Payment Discount Not Applicable
10. **Foreign Items:** Content none.
11. **Time of delivery:** 90 days after receipt of complete P.O. and approved project documents.
12. **Overnight and 2 day delivery:** Not Available
13. **F.O.B. point:** Origin, Freight Prepaid.
14. **Contract Holder and Order Address:**  
M/W International, Inc.  
10260 Brecksville Road  
Brecksville, OH 44141-3342  
E-MAIL: [sales@mwintl.net](mailto:sales@mwintl.net)  
Phone: 888-566-5400    Fax: 888-566-5415
15. **Payment Address:**  
M/W International, Inc.  
10260 Brecksville Road  
Brecksville, OH 44141-3342
16. **Special Attributes:** Recycled content, energy efficiency, Green & LEED Compliant. Meets or exceeds Federal Agencies sustainable acquisition requirements, facilitating LEED compliance. Products are 80% recyclable steel.
17. **Warranty:** The Company warrants to the original end user that each of its products is free from defects in materials and workmanship for ten (10) years (except for fabrics and electrical components). Such warranty is limited to repair or replacement at the company's option. Any product that under normal use in accordance with the company's published instruction prove to be defective. Damage arising from misuse, accidents or normal wear and tear is excluded from this warranty. Fabrics are warranted against defects in materials and workmanship for three (3) years. Electrical components are warranted against defect for a period of one (1) year under normal use.
18. **Changes and Cancellations:** All orders are processed immediately and therefore cannot be cancelled. Changes must be authorized and be submitted in writing and may require a new Purchase Order
19. **Restocking Fee, 25%:** assessed on any authorized returns.
21. **Terms and conditions of installation:** Per individual labor quote. All installation services will be negotiated between the government ordering agency and M/W International, Inc. and/or authorized M/W International Representative. Submitted Labor Rates and/or Fixed Unit Prices are based on established commercial pricing. Installation must be separately ordered and invoiced as special item. Priced on case-by-case basis. SIN 711-95
22. **Reconfiguration and Relocation Services:** Per individual quote. All reconfiguration/relocation services will be negotiated between the government ordering agency and M/W International, Inc. and/or authorized M/W International Representative. Line item(s) must be separately ordered and invoiced as special item. Priced on case-by-case basis. SIN 711-95
23. **Design Assistance / Consultation (Ancillary Services)** available: \$150.00/hr. NIC
24. **Contract Information:**  
**Contract Number:** GS03F107DA  
**Contract Period:** 26may2016-25May2021  
**DUNS Number:** 96-512-0611  
**Tax ID Number:** 34-1840711  
**Cage Code:** IPX23  
**Business Size:** Small

Revised October 2015

*This price list is provided for the purpose of this offer, it is a "verbatim extract from the contractor's commercial catalog and/or price list", and it shall "identify the commercial catalog and/or price list from which the information has been extracted".*

[2015MWICatalog SIN71.pdf](#)

# M/W International Product Catalog and Price List

Effective October 1, 2015

<b>SPECIAL ITEM NUMBERS (SINs)</b>	<b>TOPIC</b>	<b>Page</b>
711-13	FC-300 Demountable Wall	3
711-13	Mills Demountable Wall	4
711-13	Fabrics • Finishes2	5
711-13	Power Distribution	6-8

*This price list is provided for the purpose of this offer, it is a "verbatim extract from the contractor's commercial catalog and/or price list", and it shall "identify the commercial catalog and/or price list from which the information has been extracted".*

# M/W International Product Catalog and Price List 3

## FC-300 DEMOUNTABLE PARTITIONS

Effective October 1, 2015

All items on this page pertain to SIN 711-13

### STANDARD FEATURES

- 2 5/16" thick, modular, non-progressive, unitized, non-destructive fastening wall system
- 5" high X 2 5/16" thick raceway built into base of all panels
- 18 and 20 gauge formed galvanized steel
- Trim is powder coated finish
- Glass Panels are supplied with clear tempered glass, factory installed
- Ceiling Height 7'6" - 10'6"
- Externally applied PVC locking strip used for panel to panel connection

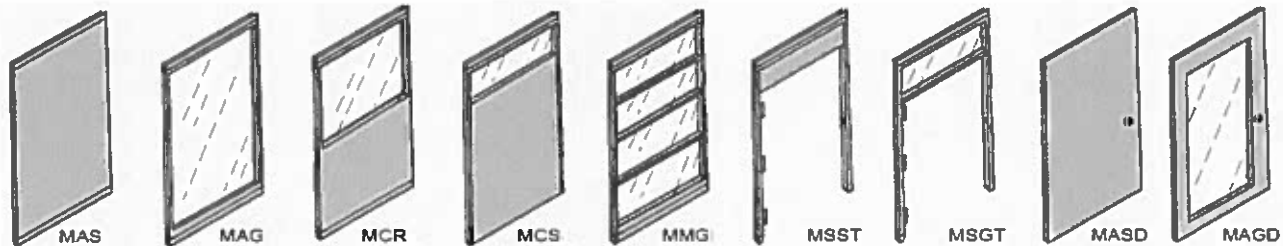
Panels come with floor channel attached and leveler screw adjusters

\* For Partitions greater than 48" unit width, Email: Sales@MWIntl.net

### SPECIFY ON ORDER

- Quantity
- Model Number
- Finish: Trim color and panel color
- Fabric pattern, if applicable

### FC-300 FLOOR TO CEILING MODULAR WALL SYSTEM



Model No.	Description	Size W"	Weight LB/SQ. FT	Price \$
MAS	• All Steel	12 - 48 *	4.0	\$568/LF
MAG	• All Glass	12 - 48 *	6.0	\$625/LF
MCR	• Half Glass	12 - 48 *	6.0	\$635/LF
MCS	• Clerestory / Glass Transom	12 - 48 *	6.0	\$635/LF
MMG	• Multiple Lite / Mullion Panel	12 - 48 *	6.0	\$722/LF
MSST	• All Steel Door Frame with door hinges and standard lockset	42	4.0	\$638/LF
MSGT	• Glass Transom Door Frame with door hinges and standard lockset	42	4.0	\$783/LF
MASD	• All Steel Door	36	4.0	\$596/LF
MAGD	• All Glass Door	36	4.0	\$789/LF

### OPTIONS & ACCESSORIES (ADD TO ABOVE PRICES)

Model No.	Description	Size W"	Weight LB/SQ.FT	Price \$
MFAB	• Fabric / Vinyl / Powder Coat			\$250/LF
MBEC	• Base Trim with Electrical Cutout - 24" Section	120 x 4 x 1/16	5	\$388 EA
MDFS	• Door Frame Switch - Located on Door Jamb - Note: Includes box, 15 amps switch, & cover	2 x 4 x 2	1/2	\$398 EA
MEFP	• End Filler Panel - Special Field Adaptable 6" to 12" Note: Facilitates odd sized panel runs and accommodates window sill termination. Field cut for narrower panel	120 x 6-12 x 2 3/16	4	\$1132 EA
MFEK	• Finished End Kit -Features ceiling & floor channel with base covers factory capped	120 x 1 3/16 x 2 3/16	2	\$634 EA
MFWK	• Three-Way and Four-Way Connector Kit	120 x 1 1/4 x 2 3/16	2	\$416 EA
MTWK	• Two-Way 90° Corner Panel Connector Kit - Note: Comes with factory mitered floor channel, base cover, ceiling corner connector	120 x 1 3/16 x 2 3/16	2	\$676/LF
MSDP	• Special Details And Panels - Note: Includes: mullions, full height doors, wood veneer doors, patterned glass, custom panels, custom slotting pattern etc			\$498/LF
MDDRF	• Double Doors & Frame (converts standard door frames to double door frames)	60-78	4	\$998/LF
MSDPHW	Pivot hinges and special door lock/latch sets			\$1498 EA
MVRC	• Vertical Raceway Channel	120 x 4 x 2 3/8	1	\$358 EA
MWSC	• Wall Starter Channel	120 x 2 3/16 x 2 3/8	1	\$298 EA
MWSVE	120" Slotted Vertical Edge	120	1	\$489 EA
MACAP	Acoustic Add-On Panel	6-48	5	\$75/LF

• For detailed quotes and architectural drawing details - E-Mail: sales@mwintl.net or Fax to: (888) 566-5415

## MILLS DEMOUNTABLE WALL

Effective October 1, 2015

All items on this page pertain to SIN 711-13

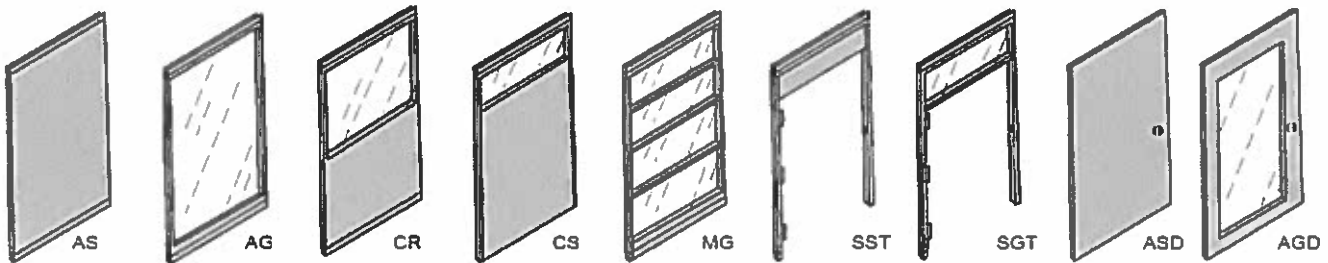
### STANDARD FEATURES

- 2 5/16" thick, modular, non-progressive, unitized, non-destructive fastening wall system
- 4" high X 2 5/16" thick raceway built into base of all panels
- 18 and 20 gauge formed galvannal steel
- Trim is powder coated finish
- Glass panels are supplied with acoustic laminated glass, factory installed
- Ceiling height 7'6" - 10'6"
- Internal cam-action locking spline used for panel to panel connection
- Panels come with attached leveler screw adjusters

### SPECIFY ON ORDER

- Quantity
- Model Number
- Finish: Trim color and panel color

\* For Partitions greater than 48" unit width, Email: Sales@MWIntl.net



## MILLS FLOOR TO CEILING MODULAR WALL SYSTEM

Model No.	Description	Size W"	Weight LB/SQ. FT	Price \$
AS	• All Steel	6 - 48 *	4.0	\$581/LF
AG	• All Glass	6 - 48 *	6.0	\$601/LF
CR	• Half Glass	6 - 48 *	6.0	\$651/LF
CS	Clerestory • Glass Transom	6 - 48 *	6.0	\$651/LF
MG	• Multiple Mullion Panel	6 - 48 *	6.0	\$744/LF
SST	• All Steel Door Frame with door hinges and standard lockset	42	4.0	\$738/LF
SGT	• Glass Transom Door Frame with door hinges and standard lockset	42	4.0	\$883/LF
ASD	• All Steel Door	36	4.0	\$596/LF
AGD	• All Glass Door	36	4.0	\$789/LF

## OPTIONS & ACCESSORIES (ADD TO ABOVE PRICES)

Model No.	Description	Size W"	Weight LB/SQ.FT	Price \$
FAB	Fabric / Vinyl / Powder Coat			\$250/LF
FC-150	FC-150 accessory and layout material pricing, 120" Slotted Vertical Edge, Ceiling Channel, Top Trim, Floor Channel, Base Trim (pair), Post Cap (pair), Toggle Plates, Ford Spline			\$499 EA
BEC	• Base Trim with Electrical Cutout - 24" Section		5	\$398 EA
DFS	• Door Frame Switch - Located on Door Jamb Note: Includes box, 15 amps switch & cover.		1/2	\$398 EA
EFP	End Filler Panel - Special Field adaptable 6" to 12" - Note: Facilitates odd sized panel runs and accommodates window sill termination. Field cut for narrower panel.	120 x 6-12 x 2 5/16	4	\$1232 EA
FEK	• Finished End Kit - Note: Features ceiling & floor channel with base covers factory capped.	120 x 1 3/16 x 2 3/16	2	\$654 EA
FWK	• Three-Way and Four-Way Connector Kit	120 x 1 1/4 x 2 5/16	2	\$476 EA
TWK	Two-Way 90° Corner Panel Connector Kit Note: Comes with factory mitered floor channel, base cover, and ceiling corner connector	120 x 1 3/16 x 2 5/16	2	\$686 EA
SDP	• Special Details And Panels - Note: Includes: mullions, full height doors, wood veneer doors, patterned glass, custom panels, post caps, etc			\$498/LF
DDRF	Double Doors & Frame (converts standard door frames to double door frames)	60-78	4	\$998/LF
SDPHW	Pivot hinges and special door lock/latch sets			\$1498 EA
VRC	• Vertical Raceway Channel	120 x 4 x 2 3/4	1	\$398 EA
WSC	• Wall Starter Channel	120 x 2 5/16 x 2 3/4	1	\$298 EA
WSCS	• Wall Starter Channel with Spring	120"	1.2	\$598 EA
ACAP	Acoustic Add-On Panel, Grade 1 Fabric	6-48	5	\$75/LF

• For detailed quotes and architectural drawing details - E-Mail: sales@mwintl.net or Fax to: (888) 566-5415.

## FABRICS AND FINISHES

Effective October 1, 2015

All items on this page pertain to SIN 361.10B, 563.23

### STANDARD TRIM FINISHES

#### PANEL BASE COVERS, PANEL TOP CAPS, END COVERS, PANEL CONNECTOR KITS, PANEL CONNECTOR TOPCAPS

- SD-Stonedust
- BK-Black
- M-Maple
- C-Cherry
- SL-Slate
- KH-Khaki
- Note: SL-Slate and KH-Khaki, minimum quantity required 100 pieces each.  
(Available on extended lead time only.)
- Note: M-Maple and C-Cherry are not available on panel base covers and panel connector kits.

### STANDARD LAMINATE FINISHES

#### WOODSURFACE, WOOD GRAIN PANEL SEGEMENTS

- SD-Stonedust
- FG-Folkstone Grey
- GS-Grey Spectrum
- EW-Eggshell White
- HM-Hard Rock Maple
- OC-Oiled Cherry
- Other Laminate Finishes Available.

### STANDARD FINISHES

#### PEDESTALS, MODESTY PANELS, END PANELS, OVERHEAD STORAGE, PAINTED PANEL SEGMENTS

- SD-Stonedust
- BK-Black
- FG-Folkstone Grey
- SL-Slate
- KH-Khaki
- Note: SL-Slate, FG-Folkstone Grey and KH-Khaki, minimum quantity required 100 pieces each.  
(Available on extended lead time only.)
- Note: Worksurface supports available BK-Black and SD-Stonedust only
- Note: 15% of net up charge for metallic colors.
- Other Finishes Available.

### FABRIC SUPPLIED BY M/W

MW has access to all Burch Fabrics, True Textiles, C F Stinson, Mayer Fabrics and Maharam for use on Genesis panels, overhead storage door and tack boards.

- Note: Price is based on Grade I fabric. Fabric costs for Grade II and up will be additional costs.

For samples and swatches of fabrics contact your M/W representative or contact:

Burch Fabrics Group: 800.841.8111 or [www.burchfabrics.com](http://www.burchfabrics.com)

True Textiles: 800.550.4314 or [www.true textiles.com](http://www.true textiles.com)

C F Stinson: 800.841.6270 or [www.cfstinson.com](http://www.cfstinson.com)

Mayer Fabrics: 800.428.4415 or [www.mayerfabrics.com](http://www.mayerfabrics.com)

### CUSTOMER'S OWN MATERIAL

Prices for COM - Call factory for current fabric pricing. Please submit a sample of 1 linear yard of 66" width COM fabric for panels for approval before ordering. MW does not assume responsibility for inspection of upholstery material furnished by others or for its performance or flammability characteristics.

### PRODUCT IMPROVEMENT POLICY

M/W International, Inc. reserves the right to make product changes and improvements on an ongoing basis without notifications

## POWER DISTRIBUTION

All items on this page pertain to SIN 711-13

Prices effective October 1, 2015



### STANDARD FEATURES

- Note: Plan electrical layout so floor supported pedestals do not block receptacle location
- Provides one distribution block in 24" panels, two blocks in panels 30" and wider. Specify to match width of the panel
- Receptacles can be plugged in on opposite sides of the panel
- Snaps into panel raceway without tools
- Self contained jumper harness plugs into end terminals of preceding harness. Adjustable power raceway to span three-way and four-way panel connections
- UL listed/CSA certified and labeled
- Shielded conduit provides effective EMF barrier

### POWER RACEWAYS

Model No.	Size w "	Weight LB	Price \$
PR24	24	1.7	\$191
PR30	30	2.2	\$235
PR36	36	2.5	\$257
PR42	42	2.7	\$268
PR48	48	2.9	\$279
PR60	60	3.3	\$301

### SPECIFY ON ORDER

- Quantity.
- Model Number



### STANDARD FEATURES

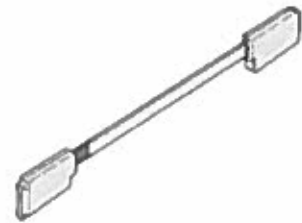
- The pass-thru provides power continuation in all panels
- Adjustable Pass-Thru's span three-way and four-way panel connectors
- The pass-thru does not provide a distribution block. Use the harness for power continuation only
- UL listed/CSA certified and labeled
- Shielded conduit provides effective EMF barrier

### PASS-THRUS - MALE TO FEMALE

Model No.	Size w "	Weight LB	Price \$
PT18	18	.4	\$124
PT24	24	1.0	\$133
PT30	30	1.4	\$142
PT36	36	1.8	\$150
PT42	42	2.2	\$159
PT48	48	2.3	\$176
PT60	60	2.7	\$196

### SPECIFY ON ORDER

- Quantity
- Model Number



### JUMPER - MALE TO MALE

Model No.	Size w "	Weight LB	Price \$
MMPT18	18	1.4	\$125

## POWER DISTRIBUTION

Prices effective October 1, 2014

All items on this page pertain to SIN 361.10B, 563.23

### STANDARD FEATURES

- Duplex receptacles provide two grounded plugs
- Side mounting feature prevents accidental dislodgment
- Color on all receptacles is Black
- Circuit IV receptacles have orange lettering on face
- UL Listed/CSA Certified and labeled
- Note: In the United States, Genesis Power Distribution can be fitted with a maximum of 52 duplex receptacles (13 per circuit), with each receptacle rated at an average of 15 amps.
- Note: In Canada, Genesis Power Distribution can be fitted with a maximum of 48 duplex receptacles (12 per circuit), with each receptacle rated at an average of 12 amps.

### SPECIFY ON ORDER

- Quantity
- Model Number

### STANDARD FEATURES POWER ENTRY

- Plugs into distribution block face
- Supplies a dedicated circuit plus 3 common circuits sharing a 10 gauge neutral wire
- Includes 72" of liquid-tight conduit for hardwired connection to building supply
- Note: Hardwired connection to building system must be made by a licensed electrician.
- Note: The power block accepting this power input cannot accept a receptacle.

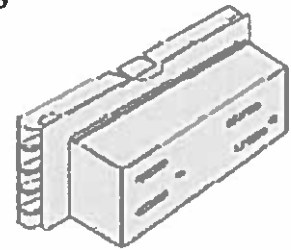
### NEW YORK POWER ENTRY

- Supplies a dedicated circuit plus 3 common circuits sharing a 10 gauge neutral wire through service entry box in panel raceway
- No wire supplied in conduit, electrician must supply and connect wires
- Install in panel 30" or wider, to either panel face. Provides power right or left
- Includes 72" of Green field for hardwired connection to building supply
- Note: The panel accepting this power input cannot accept a receptacle.
- Note: Hard wired connection to building system must be made by licensed electrician

### SPECIFY ON ORDER

- Quantity
- Model Number

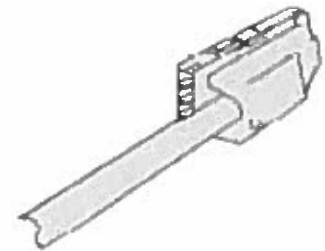
### DUPLEX RECEPTACLES



Model No.	Description	Weight LB	Price \$
R1	Circuit 1	.15	\$29
R2	Circuit 2	.15	\$29
R3	Circuit 3	.15	\$29
R4	Circuit 4	.15	\$29

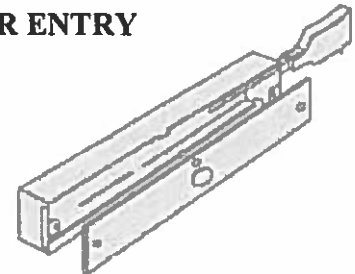
(Dedicated)

### POWER ENTRY



Model No.	Cord Length	Weight LB	Price \$
PE	72	4.5	\$276

### NEW YORK POWER ENTRY



Model No.	Cord Length	Weight LB	Price \$
NYPE	72	4.5	\$399

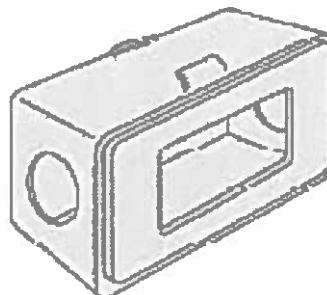
Prices effective October 1, 2014

## POWER DISTRIBUTION

All items on this page pertain to SIN 361.10B, 563.23

### STANDARD FEATURES

- Order one Chicago junction box for each panel electrical receptacle
- Note: Hardware components are to be obtained locally and all wiring to be done in accordance with Chicago City drawing 8912E.



**CHICAGO JUNCTION BOX**

Model No.	Weight LB	Price \$
CJB	2	Market Price

### SPECIFY ON ORDER

- Quantity
- Catalog Number

### STANDARD FEATURES

- Includes plug to connect to end of distribution block. Supplies a dedicated circuit plus 3 common circuits sharing a 10 gauge neutral wire
- Order one cable pole (page 22)
- UL listed/ CSA certified and labeled
- Note: Power feed runs through top of panel and connects to adjacent panel only.
- Note: Junction box not included
- Note: Shielded conduit provides effective EMF barrier.

### POWER FEED (FROM CEILING)



**Note: Hardwired connections must be made by a licensed electrician**

Model No.	Cord Length	Weight LB	Price \$
PF	144	7.2	\$319

### SPECIFY ON ORDER

- Quantity
- Model Number



**GSA Sales**

<u>End User Discount</u>	<u>List Price Tiers</u>	<u>Sales Rep Commission</u>	<u>Dealer</u>
55%	\$ 2,000* - \$ 250,000 List	10% of net	10% of net
60%	\$ 250,001 - \$ 500,000 List	8% of net	10% of net
65%	\$ 500,001 and up List	Negotiated	10% of net

\* \$2,000.00 minimum order required to comply with GSA terms and condition to qualify for end user discounts.

D.1. Commissions will be paid the 15th day of the subsequent month of the net collected sales.

D.2. Commission shall not be paid on labor, and freight. These items shall be priced separately.

D.3. Design services are typically provided by the Company on a gratis basis and as such, no commission shall be paid. In unusual circumstances where design services are on a paid basis by the prospect or client on a contractual basis, commission will be paid to the Sales Rep according to the commission schedule in section "D." above.

**E. Procedures**

The Sales Rep shall use its best efforts, consistent with prudent business practice, to aggressively market the Products to the Customers within the Territory and promote the Company's interests in accordance with the terms of this Agreement and as the Company may direct from time to time, without limiting the generality of the foregoing:

E.1. Sales and Marketing, the Sales Rep shall use reasonable efforts to maintain a competent and aggressive sales force to market and sell the Products. The Company will provide all the necessary marketing literature in print or electronic media, or in the case of "samples" physical item(s) or via electronic media.

E.2. Annual quotas will be mutually agreed upon between the Company and the Sales Rep.

**F. Terms and Conditions, Warranty**

F.1. The Sales Rep is bound to present the Company's Terms & Conditions (T & C's) on each business opportunity.

F.2. The T & C's for the Company may not be altered, or abridged by the Sales Rep without approval of the Company.

F.3. The Company shall extend any and all applicable warranty directly to the Customer as the Products purchaser from the Company.

F.4. The Company shall warrant the Products against defects in material and workmanship under normal use and service. The Company shall, at Company's discretion, repair or replace any defective Product or utilize any other remedy as identified in the Company's T & C's.

F.5. The Sales Rep nor Customer shall not receive reimbursement if and when cause of failure is other than a manufacturing defect or workmanship caused by the Company.